



Complete Range of Kitchen Equipment's and Food Processing Machinery



PRICE LIST 2021-22

REGULAR - DOUGH KNEADER MACHINE (ATTA KNEADER)						
	Description	Motor	Size (in) (LXBXH)	Wt.	Bowl Capacity	Rate
	2 Kg Regular	0.25 HP	15X13X18	17 kg	1-2 kg	6721
	5 Kg Regular	0.5 HP	30X15X23	43 kg	2-5 kg	13585
	5 Kg Deluxe V-Belt	0.5 HP	31X15X25	47 Kg	25 kg	16445
	10 Kg Regular	1 HP	25X21X46	100 Kg	5-10 kg	25025
	15 Kg Regular	1 HP	41X23X35	118 Kg	5-15 kg	27170
	20 Kg Regular	1.5 HP	41X24X39	125 Kg	10-20 kg	33605
	25 Kg Regular	1.5 HP	42X25X39	133 Kg	12-25 kg	37180
	30 Kg Regular	2 HP	44X26X40	140 Kg	15-30 kg	40040
	40 Kg Regular	2 HP	50X25X38	175 Kg	20-40 kg	57200
	50 Kg Regular	3 HP	50X27X39	85 kg	25-50 kg	61490
	U – TYPE - DOUGH KNEADER MACHINE (ATTA KNEADER) (Mathia, Cholafali, hard dough)					
	Description	Motor	Size (in) (LXBXH)	Wt.	Bowl Capacity	Rate
	1 Feet	0.5 HP	30X16X27	45	2-4 kg	20020
	1.5 Feet	1 HP	35X19X27	52	4-8 kg	22880
	2 Feet	1.5 HP	54X25X40	190	10-30 kg	50050
	3 Feet	2 HP	66X25X45	210	15-60 kg	92950
	5 Feet	3 HP	91X31X48	370	20-80 kg	115000

Complete Range of Kitchen Equipment's and Food Processing Machinery




SPIRAL - DOUGH KNEADER MACHINE (ATTA KNEADER) Bakery						
	Description	Motor Up/Down	Size (in) (LXBXH)	Wt.	Bowl Capacity	Rate
	20 kg Semi Automatic	3 HP/1 HP	42X22X33	256	10-15 kg	85800
	20 kg Fully Automatic	3 HP/1 HP	42X22X33	285	10-15 kg	107250
	20 kg Semi Auto.(1 phase)	3 HP/1.5 HP	42X22X33	270	10-15 kg	85800
	40 Kg Semi Automatic	5 HP/1.5 HP	46X22X42	370	15-35 kg	157300
	40 Kg Fully Automatic	5 HP/1.5 HP	46X22X42	390	15-35 kg	178750
	80 Kg Semi Automatic	7 HP/2 HP	48X22X46	405	30-75 kg	307450
	80 Kg Fully Automatic	7 HP/2 HP	48X22X46	425	30-75 kg	328900
MAWA MACHINE						
	Description	Motor		-		Rate
	55 Ltr. Regular	0.5 HP		-		92950
	55 Ltr. Tilting	0.5 HP		-		107250
	100 Ltr. Regular	1 HP		-		107250
	100 Ltr. Tilting	1 HP		-		121550
	200 Ltr. Regular	1.5 HP		-		164450
	200 Ltr. Tilting	1.5 HP		-		183040
MUSTI MACHINE						
	Description	Motor	Size (in) (LXBXH)	Wt.	Bowl Capacity	Rate
	Musti Machine	2 HP	39X34X47	165 kg	10-15 kg	64350


Complete Range of Kitchen Equipment's and Food Processing Machinery




DOUGH BALL MAKING MACHINE

	Description	Motor	Size (in) (LXBXH)	Wt.	Bowl Capacity	Rate
	Pneumatic (With Compressor) (13 gm to 45 gm)	-	27X19X41	77 kg	2-3 kg	64350
	Pneumatic (Without Compressor) (13 gm to 45 gm)	-	27X19X41	37 kg	2-3 kg	50050
	WARAM Type (5 gm to 80 gm)	1 HP		55 kg	7-12 kg	50050

CHAPATI MAKING MACHINE

	Description	Motor	Size (in) (LXBXH)	Wt.	Cap. P/H.	Rate	
	Semi Auto Chapati Machine	1 HP	30X25X22	95 kg	800-1000 PCS.	65780	
	Automatic Chapati Roasting Machine					800 – 1000 Pcs.	185900
	LXBXH – 55X55X39		LXBXH – 27X22X50				
	WT 165 kg		Wt. – 100 kg				
	Average Gas – 1.25 to 1.5 kg/hr.						
	Motor – 120 Wt. with speed control		Motor – 1 HP				

NAMKEEN – FARSAN MACHINE

	Description	Motor	Size (in) (LXBXH)	Wt.	Bowl Capacity	Rate
	7" Farsan Machine	0.5 HP	42X11X19	58 kg	60-70 kg	19734
	9" Farsan Machine	1 HP	46X13X19	75 kg	100-150 kg	22594




Complete Range of Kitchen Equipment's and Food Processing Machinery



NYLONE SEV MACHINE						
	Description	Motor	Size (in) (LXBXH)	Wt.	Bowl Capacit y	Rate
	Nylon Sev Machine	1.5 HP	54X22X65	130 kg	3 kg	74360
	Nylon Sev Machine	1.5 HP	54X22X65	140 kg	5 kg	92950
FAFDA GATHIYA MACHINE						
	Description	Motor	Size (in) (LXBXH)	Wt.	Bowl Capac ity	Rate
	Fafda Machine Regular	0.25 HP	54X22X65	130 kg	3 kg	74360
	Fafda Machine Jumbo	0.5 HP	54X22X65	140 kg	5 kg	92950
Potato Peeler Machine						
	Description	Motor Up/Down	Size (in) (LXBXH)	Wt.	Time	Rate
	5 kg Peeler Machine	0.75 HP	22X14X16	37 kg	2-3 Min.	14300
	10 kg Peeler Machine	1 HP	23X16X32	52 kg	3-5 Min.	20020
	15 kg Peeler Machine	1 HP	28X18X37	68 kg	5-7 Min.	24310
	20 kg Peeler Machine	1.5 HP	29X18X40	74 kg	7-10 Min.	31460
	30 kg Peeler Machine	2 HP	34X22X43	100 kg	10-12 Min.	45760
	50 kg Peeler Machine	3 HP	37X27X45	120 kg	12-15 Min.	95810

Complete Range of Kitchen Equipment's and Food Processing Machinery





POTATO WAFER MACHINE						
	Description	Motor Up/Down	Size (in) (LXBXH)	Wt.	Capacity P/H	Rate
	Wafer Machine (3 Dies – 2.5mm / 3mm / 4mm, (5mm / 6mm))	0.5 HP	19X14X26	47 kg	200-250 kg	24310
	Finger Chips Machine (1 Die – 8mm / 10mm)	0.5HP	19X14X26	50 kg	170-230 kg	24310
BANANA WAFER MACHINE						
	Description	Motor Up/Down	Size (in) (LXBXH)	Wt.	Capacity P/H	Rate
	Wafer Machine (3 Dies)	1 HP 960 rpm	36x15x6 0	45 kg	250-300 kg	28600
	Wafer Machine with Speed Control (1Die)	1 HP 960 to 1440 rpm	45x15x3 2	55 kg	300-350 kg	47190
L – TYPE - DOUGH KNEADER MACHINE (ATTA KNEADER)						
	Description	Motor Up/Down	Size (in) (LXBXH)	Wt.	Bowl Capacity	Rate
	5 kg Regular	0.5 HP	25X18X35	85 kg	1-5 kg	22880
	5 kg Deluxe Full Type	0.5 HP	25X18X35	90 kg	1-5 kg	25740
	10 kg Regular	1 HP	29X20X27	90 kg	3-10 kg	25740
	10 kg Deluxe Full Type	1 HP	29X20X27	95 kg	3-10 kg	28600
15 kg Regular	1 HP	32X20X38	95 kg	7-15 kg	28600	

Complete Range of Kitchen Equipment's and Food Processing Machinery



	15 kg Deluxe Full Type	1 HP	32X20X38	100 kg	7-15 kg	31460
	20 kg Regular	1.5 HP	35X25X40	100 kg	10-20 kg	35750
	20 kg Deluxe Full Type	1.5 HP	35X25X40	107 kg	10-20 kg	38610
	30 kg Regular	2 HP	40X30X45	107 kg	15-30 kg	42900
	30 kg Deluxe Full Type	2 HP	40X30X45	115 kg	15-30 kg	45760
	50 kg Regular	3 HP	45X35X52	130 kg	25-50 kg	78650
	50 kg Deluxe Full Type	3 HP	45X35X52	135 kg	25-50 kg	92950

L – TYPE – KHICHYA MACHINE


	Description	Motor Up/Down	Size (in) (LXBXH)	Wt.	Bowl Capacity	Rate
		5 kg Regular Burner	0.5 HP	25X18X35	92 kg	1-5 kg
	5 kg Deluxe Burner	0.5 HP	25X18X35	97 kg	1-5 kg	28600
	10 kg Regular Burner	1 HP	29X20X27	100 kg	3-10 kg	31460
	10 kg Deluxe Burner	1 HP	29X20X39	105 kg	3-10 kg	32890
	15 kg Regular Burner	1 HP	32X20X38	105 kg	7-15 kg	32890
	15 kg Deluxe Burner	1 HP	32X20X40	110 kg	7-15 kg	35750
	20 kg Regular Burner	1.5 HP	35X25X40	110 kg	10-20 kg	38610
	20 kg Deluxe Burner	1.5 HP	35X25X42	115 kg	10-20 kg	40040
	30 kg Regular Burner	2 HP	40X30X45	120 kg	15-30 kg	45760

Complete Range of Kitchen Equipment's and Food Processing Machinery




	30 kg Deluxe Burner	2 HP	40X30X47	125 kg	15-30 kg	47190
	50 kg Regular Burner	3 HP	45X35X53	145 kg	25-50 kg	92950
	50 kg Deluxe Burner	3 HP	45X35X55	150 kg	25-50 kg	94380


HALWA MACHINE

	Description	Motor Up/Down		Rate
	2 Feet Dia.	1 HP		114400
	3 Feet Dia.	1.5 HP		135850
	4 Feet Dia.	2 HP		178750
	5 Feet Dia.	3 HP		307450

POTATO DRYER MACHINE


	Description	Motor Up/Down	Size (in) (LXBXH)	Wt.	Bowl Capacity	Rate
	10 kg Regular	1 HP	35X25X30	77 kg	2-3 Min.	27170
	15 kg Tilting	1 HP	5X28X25	87 kg	3-5 Min.	30030
	20 kg Tilting	1.5 HP	35X36X40	100 kg	5-7 Min.	45760
	50 KG Tilting	2 HP	36X37X40	130 kg	7-10 Min.	95810

FARSAN MIXING MACHINE

	Description	Motor Up/Down	Size (in) (LXBXH)	Wt.	Bowl Capacity	Rate
	1 Feet	0.5 HP	30X16X27	45 kg	2-4 kg	17875
	1.5 Feet	0.75 HP	35X19X27	52 kg	4-8 kg	21450
	2 Feet	1 HP	49X26X40	150 kg	10-30 kg	47190





Complete Range of Kitchen Equipment's and Food Processing Machinery



	3 Feet	2 HP	61X26X40	200 kg	15-60 kg	64350
	5 Feet	3 HP	90X26X40	250 kg	20-80 kg	78650
POWDER MIXING MACHINE						
	Description	Motor Up/Down	Size (in) (LXBXH)	Wt.	Bowl Capacity	Rate
	2 Feet	1.5 HP	54X25X40	190 kg	10-30 kg	57200
	3 Feet	2 HP	66X25X45	210 kg	15-60 kg	92950
	5 Feet	3 HP	91X31X48	370 kg	20-80 kg	121550
NAMKEEN COATING MIXING MACHINE						
	Description	Motor Up/Down	Size (in) (LXBXH)	Wt.	Bowl Capacity	Rate
	Small Tilting	0.75 HP	29X31X27	75 kg	7-10 kg	24310
	Medium Tilting	1 HP	30X32X28	85 kg	15-20 kg	38610
	Regular	1.5 HP	37X22X32	175 kg	20-40 kg	78650
VEGETABLE CUTTING MACHINE						
	Description	Motor Up/Down	Size (in) (LXBXH)	Wt.	Bowl Capacity	Rate
	1 HP Regular	1 HP	21X11X22	45 kg	200-250 kg	20020
	1 HP Deluxe	1 HP	32X20X33	47 kg	200-250 kg	21450
	2 HP Regular	2 HP	23X14X28	72 kg	100-1000 kg	52910
CHILLI CUTTING MACHINE						
	Description	Motor Up/Down	Size (in) (LXBXH)	Wt.	Bowl Capacity	Rate
	1 HP MODEL	1 HP	21X12X20	26kg	100-200 kg	8580





Complete Range of Kitchen Equipment's and Food Processing Machinery



	2 HP MODEL	2 HP	22X17X26	52kg	250-450 kg	17160
DRY FRUIT CHIPS, POWDER & TUKDA MACHINE						
	Description	Motor	Size (in) (LXBXH)	Wt.	Capacity P/H	Rate
	HAND BIG WITH MOTOR	0.25 HP	10.5X9X18	30 KG	5-10 KG	7865
	DRY FRUIT TUKDA	1 HP	17X13X22	28 KG	15-20 KG	17875
	DRY FRUIT CHIPS & POWDER	1 HP	22X15X21	30 KG	15-20 KG	17875
WET GRINDER MACHINE						
	Description	Motor	Size (in) (LXBXH)	Wt.	-	Rate
	5 LTR	0.5 HP	31X19X40	115 KG	-	21450
	10 LTR	1 HP	33X22X40	170 KG	-	28600
	15 LTR	1.5 HP	36X25X43	210 KG	-	35750
	20 LTR	2 HP	39X28X46	245 KG	-	42900

Complete Range of Kitchen Equipment's and Food Processing Machinery



LADU CRUSHER MACHINE						
	Description	Motor	Size (in) (LXBXH)	Wt.	Capacity P/H	Rate
		Ladu Crusher	1 HP	14X16X31	42 KG	80-100 KG
CHATANI MACHINE						
	Description	Motor	Size (in) (LXBXH)	Wt.	Capacity P/H	Rate
	1 HP 32 NO.	1 HP	18X13X25	52 KG	100-150 KG	13585
	2 HP 64 NO.	2 HP	25X18X35	75 KG	150-850 KG	32890
ONION SLICER MACHINE						
	Description	Motor	Size (in) (LXBXH)	Wt.	Capacity P/H	Rate
	Regular Onion Slicer	1 HP	25X12X24	42 KG	100-150 KG	13585
	Big Onion Slicer	1 HP	19X24X26	45 KG	150-200 KG	24310
ROUND HEAVY DUTY MIXER GRINDER						
	Description	Motor	Size (in) (LXBXH)	Wt.	-	Rate
	3 LTR – 2880 RPM	0.5 HP	9X9X19	11 KG	-	7865
	5 LTR – 2880 RPM	1.5 HP	11X11X24	30 KG	-	10725
	10 LTR – 2880 RPM	2 HP	11X14X30	36 KG	-	14300




Complete Range of Kitchen Equipment's and Food Processing Machinery



SQUARE HEAVY DUTY MIXER GRINDER						
	Description	Motor	Size (in) (LXBXH)	Wt.	-	Rate
	5 LTR – 2880 RPM	1.5 HP	11X11X24	30 KG	-	12870
	10 LTR – 2880 RPM	2 HP	11X14X30	36 KG	-	15015
	15 LTR – 2880 RPM	3 HP	17X15X37	48 KG	-	19305
TILTING HEAVY DUTY MIXER GRINDER						
	Description	Motor	Size (in) (LXBXH)	Wt.	-	Rate
	5 LTR – 2880 RPM	1.5 HP	22X16X37	36 KG	-	14300
	10 LTR – 2880 RPM	2 HP	22X16X41	41 KG	-	17875
	15 LTR – 2880 RPM	3 HP	24X17X50	51 KG	-	20735
HIGH SPEED MIXER GRINDER						
	Description	KW	Size (in) (LXBXH)	Wt.	RPM	Rate
	Aluminum body Mixer	1.6	8X8X11	20 KG	18000	16720
MANGO PULP MACHINE						
	Description	Motor	Size (in) (LXBXH)	Wt.	Capacity	Rate
					P/H	
	50 KG Model	1 HP	34X19X35	60 KG	10-50 KG	49500
	200 KG Model	1.5 HP	41X21X37	95 KG	50-200 KG	69300
	400 KG Model	2 HP	53X24X40	125 KG	100-400 KG	89100
1 TON Model	3 HP	63X27X43	175 KG	200-1000 KG	366300	




Complete Range of Kitchen Equipment's and Food Processing Machinery



WET DAL MACHINE						
	Description	Motor	Size (in) (LXBXH)	Wt.	Capacity P/H	Rate
	6" Plate with Motor	1.5 HP	13X16X32	65 KG	40-60 KG	19305
	8" Plate with Motor	2 HP	-	105 KG	80-150 KG	33605
VALONA MACHINE						
	Description	Motor	Size (in) (LXBXH)	Wt.	Capacity P/H	Rate
	10 LTR	50 HZ	-	-	-	2431
	30 LTR	80 HZ	-	-	-	5005
	40 LTR	0.25 HP	-	-	-	5720
	60 LTR	0.5 HP	-	-	-	6435
	80 LTR	0.75 HP	-	-	-	7150
	100 LTR Regular	1 HP	8X8X38	18 KG	-	10725
	100 LTR Heavy	1.5 HP	8X8X38	23 KG	-	13585
	200 LTR Regular	1.5 HP	9X9X49	25 KG	-	13585
200 LTR Heavy	2 HP	9X9X49	30 KG	-	17875	
CAKE – PLANETARY MIXER MACHINE						
	Description	Motor	Size (in) (LXBXH)	Wt.	Capacity P/H	Rate
	5 LTR	0.25 HP	16X18X10	16 KG	1-2 LTR	25740
	10 LTR	0.5 HP	18X25X16	46 KG	2-6 LTR	40040
	20 LTR	1 HP	22X19X31	61 KG	5-15 LTR	54340
30 LTR	1.5 HP	22X19X35	65 KG	10-20 LTR	60060	

Complete Range of Kitchen Equipment's and Food Processing Machinery



Gravy Machine						
	Description	Motor	Size (in) (LXBXH)	Wt.	CHAMBER SIZE	Rate
	5" Gravy Machine	1 HP	17X15X18	30 KG	5"X3"	9724
	6" Gravy Machine	2 HP	18X16X25	36 KG	6"X3.4"	11154
	6" Premium Gravy Machine	2 HP	18X16X25	38 KG	6"X3.4"	11869
	6" Super Premium Gravy Machine	2 HP	18X16X25	38 KG	6"X3.4"	12155
	8" Gravy Machine	2 HP	22X18X28	40 KG	8"X4"	14300
	9" Gravy Machine	2 HP	22X18X28	40 KG	9"X4"	18161
	9" Premium Gravy Machine	3 HP	22X18X28	40 KG	9"X4"	19305
	9" Super Premium Gravy Machine	3 HP	22X18X28	40 KG	9"X4"	20020
12" Gravy Machine	5 HP	22X18X31	72 KG	12"x4"	28457	
ATTA CHAKKI – WOODEN BOX FLOUR MILL MACHINE						
	Description	Motor	Size (in) (LXBXH)	Wt.	HOPPER SIZE	Rate
	5-7 KG	1 HP	18X13X31	48 KG	5 KG	12870
10-12 KG	2 HP	20X15X32	60 KG	7 KG	17160	
Lite Model – S.S. Body 2 in 1 Pulveriser						
	Description	Size (in) (LXBXH)	Wt.	CHAMBER SIZE	Rate	
	2 HP Lite Model (10 to 14 kg)	24X12X33	51 kg	9"x5"	16159	





Complete Range of Kitchen Equipment's and Food Processing Machinery



	3 HP Lite Model (18 to 20 kg)	24X14X35	54 kg	10"X5.2"	20449
Heavy Model – S.S. Body 2 in 1 Pulveriser					
	Description	Size (in) (LXBXH)	Wt.	CHAMBER SIZE	Rate
	2 HP Heavy Model (28-35 kg)	25X16X44	84 kg	10"X5.2"	25311
	3 HP Heavy Model (39-42 kg)	26X17X45	94 kg	10"X6.4"	27885
	5 HP Heavy Model (48-50 kg)	27X17X48	100 kg	11"X6.4"	36465
POPCORN MACHINE WITHOUT GLASS					
	Description	Size (in) (LXBXH)	Wt.	CHAMBER SIZE	Rate
	250 Gm electric model	15x22x40	30 Kg	250 GM	25740
	300 GM glass model	18x24x44	40 Kg	300 GM	31460
Blower (Hammer) Pulveriser with/Without Motor					
	Description	Size (in) (LXBXH)	Wt.	CHAMBER SIZE	Rate
	2 HP Pulveriser		88 kg		27170
	3 HP Pulveriser		120 kg		35750
	5 HP Pulveriser		150 kg		47190

Complete Range of Kitchen Equipment's and Food Processing Machinery



M.S. BODY DIESEL BHATTHI						
	Description	Motor	Size (in) (LXBXH)	Wt.	Rate	
	200 mm Burner	0.5 HP	48X14X28	68 KG	29315	
	250 mm Burner	0.75 HP	62X17X28	58 KG	35035	
FINGER CHIPS/FRENCH FRIES MACHINE(Die Size (in) -7mm/10mm)						
	Description	Motor	Size (in) (LXBXH)	Wt.	Rate	
	C.I. Body	-	20X6X9	15 kg	40040	
	Auto S.S. Body with Motor	0.5 HP	-	45 kg	20020	
OIL MAKER MACHINE						
	Description	Motor	Size (in) (LXBXH)	Wt.	CAPACITY P/H	Rate
	S.S. Body Oil Maker	0.25HP	20X8X10	13 kg	2-3 ltr.	16445
CABBAGE CUTTER MACHINE						
	Description	Motor	Size (in) (LXBXH)	Wt.	CAPACITY P/H	Rate
	Cabbage Cutter – 960 rpm	1 HP	15X15X25	60 kg	80-100 kg	25740

Complete Range of Kitchen Equipment's and Food Processing Machinery



VEGETABLE CARROT JUICER MACHINE						
	Description	Motor	Size (in) (LXBXH)	Wt.	CAPACIT Y Min.	Rate
	2 GLASS	0.25 HP	10X10X14	11 KG	2 MIN	9295
	4 GLASS	0.5 HP	11X11X16	26 KG	2 MIN	12155
	6 GLASS	0.75 HP	13X13X19	42 KG	2 MIN	15730
S.S. SINGLE PASS SUGARCANE MACHINE						
	Description	Motor	Size (in) (LXBXH)	Wt.	CAPACIT Y GLASS/H	Rate
	Deluxe model Sugarcane	1.5 HP	21X16X23	70 KG	150-200	45760
	Regular body sugarcane	1 HP	18X7X16	45 KG	100-150	38610
FRUIT JUICER MACHINE						
	Description	Motor	Size (in) (LXBXH)	Wt.	CAPACIT Y GLASS/H	Rate
	Regular Juicer	0.5 HP	17X12X25	28 KG	80-100	14300
	Deluxe Juicer	1 HP	20X22X30	35 KG	90-150	25740
ICE GOLA MACHINE						
	Description	Motor	Size (in) (LXBXH)	Wt.		Rate
	Ice Gola Machine with Motor	1 HP	-	25 KG	-	15730




Complete Range of Kitchen Equipment's and Food Processing Machinery



GARBAGE CRUSHER MACHINE						
	Description	Motor	Size (in) (LXBXH)	Wt.	Capacity	Rate
	1 HP Model	1 HP	22X32X17	50 KG	-	25025
RICE MILL MACHINE						
	Description	Motor	Size (in) (LXBXH)	Wt.	-	Rate
	Single Chamber Rice Mill	3 HP	-	-	-	21450
	Double Chamber Rice Mill	3 HP	-	-	-	32175
DHOKLA MACHINE STEAM BOX						
	Description	TRAY SIZE	Size (in) (LXBXH)	Wt.	TRAY CAPACITY	Rate
	6 TRAY	14"x18"x1.25"	24X25X35	39 KG	1.5 KG	20449
	8 TRAY	14"x18"x1.25"	24X25X39	45 KG	1.5 KG	22022
	10 TRAY	14"x18"x1.25"	24X25X46	53 KG	1.5 KG	25168
	12 TRAY	14"x18"x1.25"	24X25X47	60 KG	1.5 KG	26741

Complete Range of Kitchen Equipment's and Food Processing Machinery



IDLI MACHINE STEAM BOX						
	Description	TRAY SIZE	Size (in) (LXBXH)	Wt.	TRAY CAPACITY	Rate
	6 TRAY	14"x18"	24X25X35	39 KG	12 Nos.	22022
	8 TRAY	14"x18"	24X25X39	45 KG	12 Nos.	25168
	10 TRAY	14"x18"	24X25X43	53 KG	12 Nos.	27530
	12 TRAY	14"x18"	24X25X47	60 KG	12 Nos.	29887
KHAMAN DHOKLA MACHINE STEAM BOX						
	Description	TRAY SIZE	Size (in) (LXBXH)	Wt.	TRAY CAPACITY	Rate
	6 TRAY	14"x18X2.5"	24X25X40	42 KG	2.5 KG	23595
	8 TRAY	14"x18"x2.5"	24X25X47	47 KG	2.5 KG	25168
	10 TRAY	14"x18"x2.5"	24X25X53	55 KG	2.5 KG	27530
	12 TRAY	14"x18"x2.5"	24X25X60	63 KG	2.5 KG	29315
DRY FRUIT ONLY POWDER MACHINE						
	Description	TRAY SIZE	Size (in) (LXBXH)	Wt.	CAP.	Rate
	3 Phase Powder Machine	1.5 HP	3*13*21	43 Kg	200-250 K	38610


Complete Range of Kitchen Equipment's and Food Processing Machinery



Electric Ice Tukda Machine						
	Description	TRAY SIZE	Size (in) (LXBXH)	Wt.		Rate
	Small with Motor	0.5 HP		20 Kg	-	12155
	Big with Motor	1 HP		30Kg	-	16445
PIZZA OVEN						
	Description	MOTOR	Size (in) (LXBXH)	Wt.	CAP.	Rate
	8"x 12"	-		12 Kg	2 Nos.	9581
	10" x 16"	-	16*27*14	18 Kg	4 Nos.	11297
	12" x 12"	-	18X22X21	21 Kg	5 Nos.	11869
	12" x 18"	-	18*29*14	24 Kg	6 Nos.	13299
	18" x 18"	-	25*29*14	30 Kg	8 Nos.	14729
	18" x 24"	-	25*37*14	35 Kg	10 Nos.	20020
	24" x 24"	-	31X37X14	40 Kg	12 Nos.	25025
SANDWICH GRILLER						
	Description	Size (in) (LXBXH)	Wt.	CAP.		Rate
	Small Single	-	10 Kg	4 Nos.		5005
	Medium-Single	-	15 Kg	4 Nos.		7150
	Large Single	-	16 Kg	4 Nos.		10725
	Double type	-	18 Kg	8 Nos.		19305



Complete Range of Kitchen Equipment's and Food Processing Machinery



DEEP FRYER						
	Description	Size (in) (LXBXH)	Wt.			Rate
	5 Ltr. Regular	27X12X12	7 Kg	-	-	10725
	5 Ltr. With stand	-	12Kg	-	-	12870
	5 Ltr. Double type	19*23*12	12 Kg	-	-	15015
	5 Ltr. Double type With stand	-	17 Kg	-	-	17160
	13 Ltr. Regular	27*14*16	10 Kg	-	-	20735
	13 Ltr. Regular With stand	-	13 Kg	-	-	22880
	13 Ltr. Double type	-	21 Kg	-	-	25025
13 Ltr. Double type With stand	-	31 Kg	-	-	26455	
KADAI DEEP FRYER						
	Description	Size (in) (LXBXH)	Wt.	CAP.	-	Rate
	16" KADAI	19*19*32	17 Kg	6 Ltr.	-	15015
	20" KADAI	24 24*32	21 Kg	10 Ltr.	-	20020
	24" KADAI	29*29*32	27 Kg	20 Ltr.	-	28600
	26" KADAI	31*31*32	30 Kg	24 Ltr.	-	34320
RECTANGULAR BATCH FRYER 110 to 140 Ltr.						
	PAN SIZE-4x2 Feet, FULL SIZE - 5 x 3 Feet POWER COMPOSITIONS -3.25 HP, KURKURE& FRYMUS -250 Kg./H,POTATO WAFER 50 to 55 Kg. /H., BANANA WAFER - 50 to 55 Kg. /H.,MOONG DAL - 100 to 120 Kg. /H., CHANA DAL - 120 to 150 Kg. /H.					221650




Complete Range of Kitchen Equipment's and Food Processing Machinery



Roasting Machine						
	Description					Rate
	GAS Burner – 1, BODY S. S., MOTOR - 1 HP, GEAR VEREM CAPACITY – 15 TO 20 KG/BATCH, BOWL (L*B*H) - 20"20"22, FULL BODY (L*B"H) - 32*34 50					114400
GARLIC BREAKER MACHINE						
	M. S. BODY WITH MOTOR	1 HP	-	45 Kg	60-70 Kg	29315
GARLIC PEELER MACHINE						
	Description	Motor	Size (in) (LXBXH)	Wt.	CAPACITY P/H.	Rate
	S. S. BODY	0.25 HP	11X9X23	15 Kg	10-12 Kg	12155
	S. S. BODY	1 HP	-	45 Kg	30-40 Kg	32175
HAND OPERATOR (POTATO) TORNADO CUTTER						
	Description	-	Size (in) (LXBXH)	Wt.	-	Rate
	S. S. BODY	-		10 kg	-	2145



Complete Range of Kitchen Equipment's and Food Processing Machinery



TOASTER						
	Description	-	Size (in) (LXBXH)	Wt.	CAP.	Rate
	S. S. BODY	-	11X8X8	7 kg	4 TYPE	4290
CHINESE GAS BURNER						
	Description	Size (in) (LXBXH)		Wt.	Rate	
	1 Burner	24*32*24		35 Kg	12800	
	2 Burner	24X32X46		56 Kg	25740	
	3 Burner	24X32X72		90 Kg	31460	
S. S. CHAPATI & DOSA PUFFER						
	Description	Size (in) (LXBXH)		Wt.	Rate	
	CHPATI PUFFER	18*36*12		42 Kg	15015	
	DOSA PUFFER	18*36*12		42 Kg	15015	
	CHPATI PUFFER WITH STAND	18*36*48		60 Kg	17160	
	DOSA PUFFER WITH STAND	18*36*48		60 Kg	17160	



Complete Range of Kitchen Equipment's and Food Processing Machinery



S. S. BAIN MARE						
	Description		BOWL SIZE	Rate		
	4 BOWL TABLE TOP		8-9 Kg	15730		
	4 BOWL WITH STAND		8-9 Kg	18590		
	6 BOWL TABLE TOP		8-9 Kg	20020		
	6 BOWL WITH STAND		8-9 Kg	22880		
	8 BOWL TABLE TOP		8-9 Kg	24310		
	8 BOWL WITH STAND		8-9 Kg	27170		
	10 BOWL TABLE TOP		8-9 Kg	30030		
	10 BOWL WITH STAND		8-9 Kg	32890		
	12 BOWL TABLE TOP		8-9 Kg	37180		
	12 BOWL WITH STAND		8-9 Kg	41470		
	14 BOWL TABLE TOP		8-9 Kg	45760		
	14 BOWL WITH STAND		8-9 Kg	50050		
	Semi Automatic Papad Making Machine					
	Description	Motor	Size (in) (LXBXH)	Wt.	CAPACITY P/H.	Rate
	PAPAD MACHINE	0.5HP	27X30X18	65 kg	55-60 kg	21450

Complete Range of Kitchen Equipment's and Food Processing Machinery



GRATING (KADDUKAS) MACHINE						
	Description	Motor	Size (in) (LXBXH)	Wt.	CAPACITY P/H.	Rate
	KADDUKAS	1 HP	13X13X19	18 kg	80-90 kg	15015
KITCHEN EQUIPMENT TABLES & TROLLEYS						
 <p>12 Box</p>	Description					Rate
	AE PER YOUR DESIGN					
	S.S. 202					370/kg
	S.S. 304					480/kg

KITCHEN EQUIPMENTS